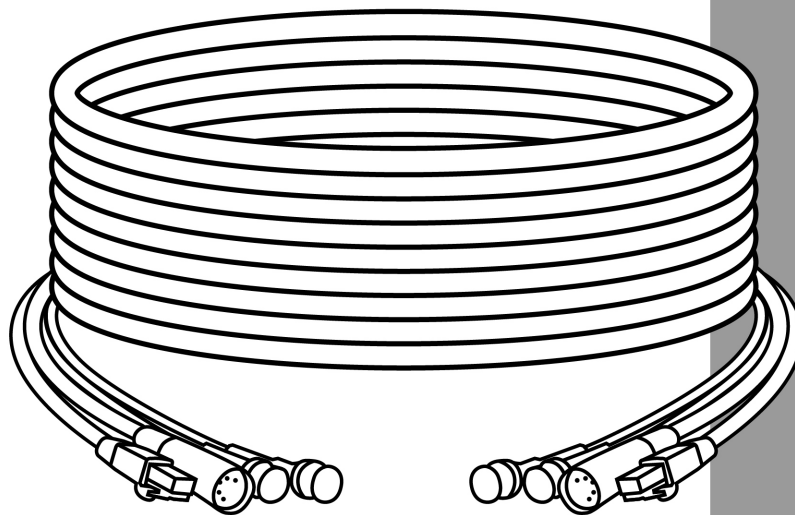


# datavideo



**HD/SD 30M/ 50M ALL IN  
ONE CABLE W/O POWER**

**CB-30/ CB-31**

**Quick Start Guide**

[www.datavideo.com](http://www.datavideo.com)



## Warnings and Precautions

1. Read all of these warnings and save them for later reference.
2. Follow all warnings and instructions marked on this unit.
3. Unplug this unit from the wall outlet before cleaning. Do not use liquid or aerosol cleaners. Use a damp cloth for cleaning.
4. Do not use this unit in or near water.
5. Do not place this unit on an unstable cart, stand, or table. The unit may fall, causing serious damage.
6. Slots and openings on the cabinet top, back, and bottom are provided for ventilation. To ensure safe and reliable operation of this unit, and to protect it from overheating, do not block or cover these openings. Do not place this unit on a bed, sofa, rug, or similar surface, as the ventilation openings on the bottom of the cabinet will be blocked. This unit should never be placed near or over a heat register or radiator. This unit should not be placed in a built-in installation unless proper ventilation is provided.
7. This product should only be operated from the type of power source indicated on the marking label of the AC adapter. If you are not sure of the type of power available, consult your Datavideo dealer or your local power company.
8. Do not allow anything to rest on the power cord. Do not locate this unit where the power cord will be walked on, rolled over, or otherwise stressed.
9. If an extension cord must be used with this unit, make sure that the total of the ampere ratings on the products plugged into the extension cord do not exceed the extension cord's rating.
10. Make sure that the total amperes of all the units that are plugged into a single wall outlet do not exceed 15 amperes.
11. Never push objects of any kind into this unit through the cabinet ventilation slots, as they may touch dangerous voltage points or short out parts that could result in risk of fire or electric shock. Never spill liquid of any kind onto or into this unit.
12. Except as specifically explained elsewhere in this manual, do not attempt to service this product yourself. Opening or removing covers that are marked "Do Not Remove" may expose you to dangerous voltage points or other risks, and will void your warranty. Refer all service issues to qualified service personnel.
13. Unplug this product from the wall outlet and refer to qualified service personnel under the following conditions:
  - a. When the power cord is damaged or frayed;
  - b. When liquid has spilled into the unit;
  - c. When the product has been exposed to rain or water;
  - d. When the product does not operate normally under normal operating conditions. Adjust only those controls that are covered by the operating instructions in this manual; improper adjustment of other controls may result in damage to the unit and may often require extensive work by a qualified technician to restore the unit to normal operation;
  - e. When the product has been dropped or the cabinet has been damaged;
  - f. When the product exhibits a distinct change in performance, indicating a need for service.

## Warranty

Datavideo warrants that the equipment it manufactures shall be free from defects in material and workmanship for a period of 12 months from the date of product purchased. If equipment fails due to such defects, Datavideo will, at its option, repair or provide a replacement for the defective part or product.

Equipment that fails after the warranty period, has been operated or installed in a manner other than that specified by Datavideo, or has been subjected to abuse or modification, will be repaired for time and material charges at the Buyer's expense.

This warranty does not affect your statutory rights within the Country of purchase.

## Disposal

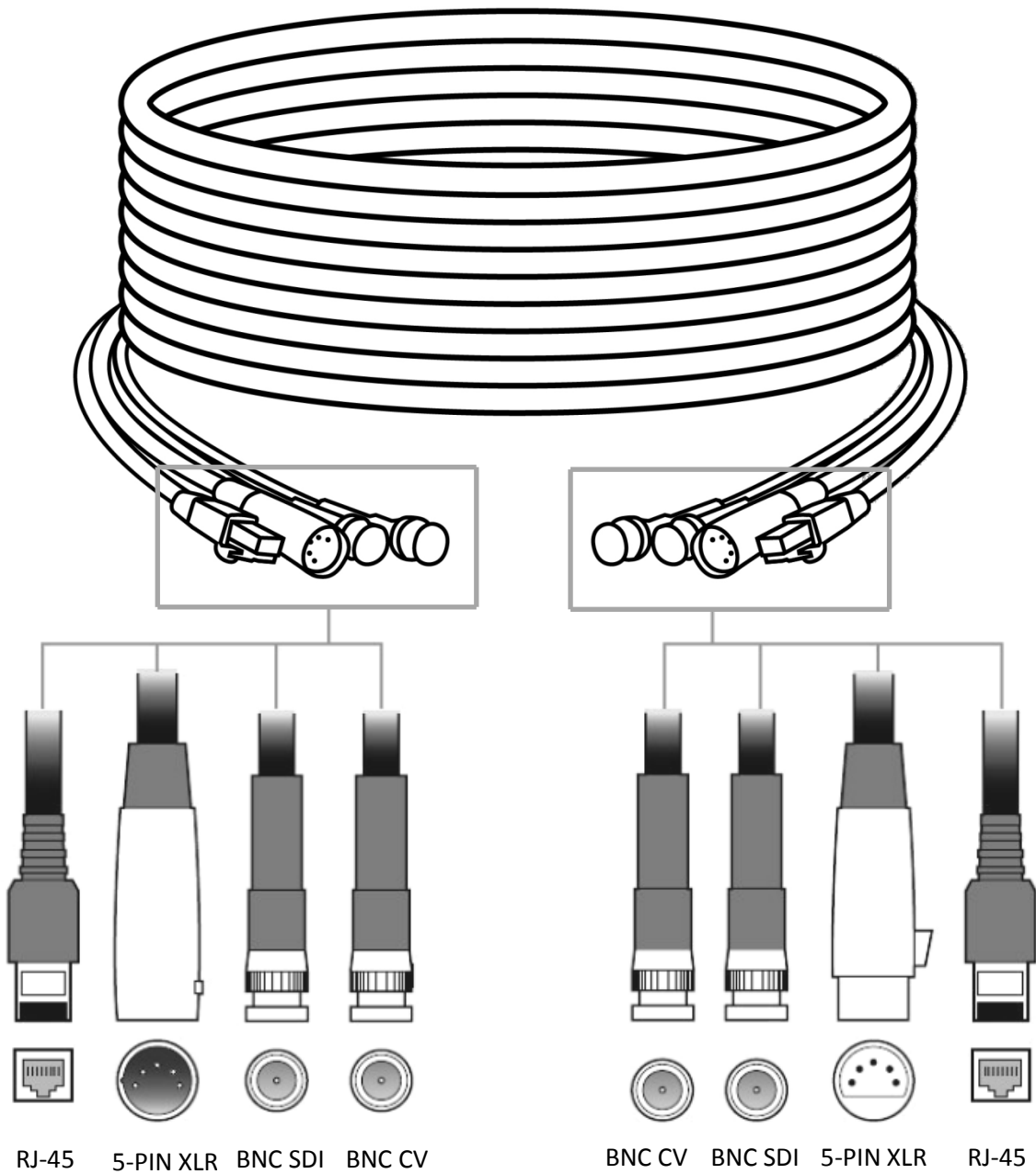
For EU Customers only - WEEE Marking.



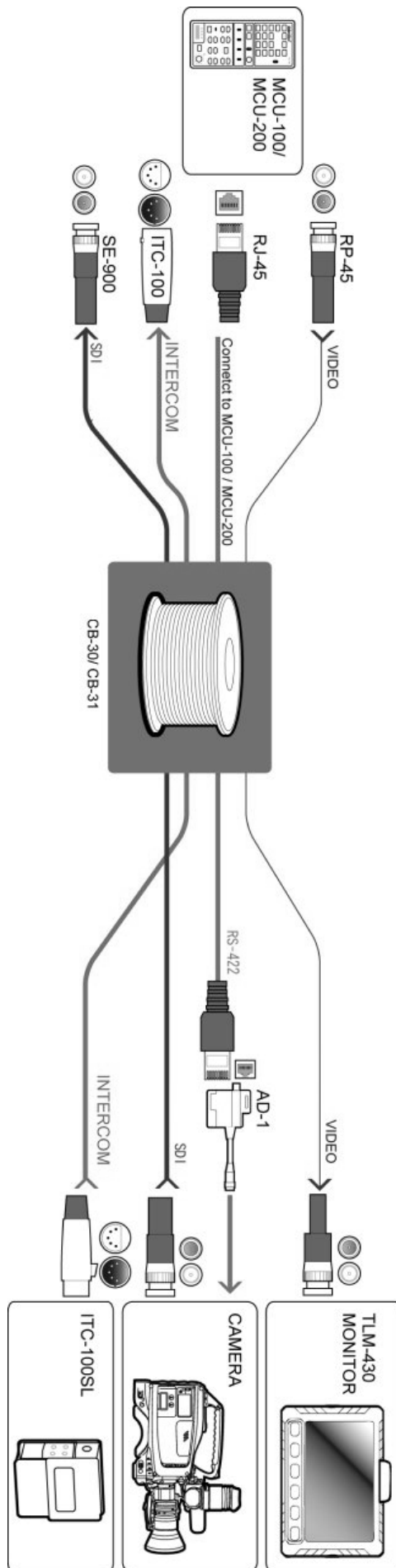
This symbol on the product indicates that it will not be treated as household waste. It must be handed over to the applicable take-back scheme for the recycling of electrical and electronic equipment. For more detailed information about the recycling of this product, please contact your local Datavideo office.

## Feature


- 1 x RJ-45 Ethernet cable
- 1 x 5 XLR transmission cable for intercom communication
- 1 x 5C-2V 75  $\Omega$  for video
- 1 x 3C-2V 75  $\Omega$  for return video
- Available in 30 meters and 50 meters



# CB-30/ 31 Setup Diagram



All in one cable (CB-30/ CB-31) Package included Velcro, how to use please see as below.



This Velcro can let you fixed cable on the tripod.

## Specifications

HD/SD SDI video Cable	<ul style="list-style-type: none"> <li>• BNC Male to another BNC Male connector</li> <li>• 3C-2V Coaxial Cable</li> </ul>
Watch back video Cable	<ul style="list-style-type: none"> <li>• BNC Male to another BNC Male connector</li> <li>• 1.5C-2V Coaxial Cable</li> </ul>
Intercom Cable	<ul style="list-style-type: none"> <li>• 5Pin XLR Female to another 5Pin XLR Male connector</li> <li>• Connector ITC-100 to ITC-100SL(Belt pack)</li> </ul>
Ethernet Cable (CB-30, CB-31 Only)	<ul style="list-style-type: none"> <li>• RJ-45 signal transmission</li> </ul>
Distance	<ul style="list-style-type: none"> <li>• CB-30: 30M, CB-31: 50M</li> </ul>
Operating Temperature	<ul style="list-style-type: none"> <li>• -25°C to 55°C (-13°F to 131°F)</li> </ul>
Humidity	<ul style="list-style-type: none"> <li>• 10% to 90% (non condensing)</li> </ul>
Weight	<ul style="list-style-type: none"> <li>• Approx. CB-30: 6kg/13.2lbs, CB-31: 9.5kg/21lbs</li> </ul>

## Electrical Characteristics

Model	CB-30 (30M)			CB-31 (50M)		
	3C2V		1.5C2V	3C2V		1.5C2V
Conductor	3C2V		1.5C2V	3C2V		1.5C2V
Test Patten	HD-SDI	SD-SDI	SD/ Composite	HD-SDI	SD-SDI	SD/ Composite
Cable loss	< 4dB	< 3.8dB	< 3%	< 6.5dB	< 5.5dB	< 15%
Timing Jitter	< 0.2UI	< 0.1UI		< 0.2UI	< 0.1UI	
Alignment Jitter	< 0.2UI	< 0.1UI		< 0.2UI	< 0.1UI	

# Service & Support

It is our goal to make owning and using Datavideo products a satisfying experience. Our support staff is available to assist you to set up and operate your system. Contact your local office for specific support requests. Plus, please visit [www.datavideo.com](http://www.datavideo.com) to access our FAQ section.

## Datavideo Taiwan

Datavideo Technologies Co. Ltd  
10F. No. 176, Jian 1st Rd., Chung Ho  
District, New Taipei City 235, Taiwan,  
R.O.C.  
Tel: +886-2-8227-2888  
Fax: +886-2-8227-2777  
E-mail: [service@datavideo.com.tw](mailto:service@datavideo.com.tw)

## Datavideo Europe

Datavideo Technologies Europe BV  
Floridadreef 106  
3565 AM Utrecht,  
The Netherlands  
Tel: +31-30-261-96-56  
Fax: +31-30-261-96-57  
E-mail: [info@datavideo.nl](mailto:info@datavideo.nl)

## Datavideo United Kingdom

Datavideo UK Limited  
Units 1 & 2 Waterside Business Park  
Hadfield, Glossop, Derbyshire  
SK13 1BE, UK  
Tel: +44-1457 851 000  
Fax: +44-1457 850 964  
E-mail: [sales@datavideo.co.uk](mailto:sales@datavideo.co.uk)

## Datavideo USA

Datavideo Corporation  
7048 Elmer Avenue.  
Whittier, CA 90602,  
U.S.A.  
Tel: +1-562-696 2324  
Fax: +1-562-698 6930  
E-mail: [sales@datavideo.us](mailto:sales@datavideo.us)

## Datavideo China

Datavideo Technologies China Co  
101, NO.618, LiuYing Rd, Zhabei District,  
Shanghai, China  
Tel: +86 21-5603 6599  
Fax: +86 21-5603 6770  
E-mail: [service@datavideo.cn](mailto:service@datavideo.cn)

## Datavideo Singapore

Datavideo Technologies (S) PTE Ltd  
No. 178 Paya Lebar Road #06-03  
Singapore 409030  
Tel: +65-6749 6866  
Fax: +65-6749 3266  
E-mail: [sales@datavideo.sg](mailto:sales@datavideo.sg)

## Datavideo Hong Kong

Datavideo Hong Kong Ltd  
G/F., 26 Cross Lane  
Wanchai, Hong Kong  
Tel: +852-2833-1981  
Fax: +852-2833-9916  
E-mail: [info@datavideo.com.hk](mailto:info@datavideo.com.hk)

## Datavideo France

Datavideo France s.a.r.l  
Cité Descartes 1, rue Albert Einstein  
Champs sur Marne  
774477-Marne la Vallée cedex 2  
Tel: +33-1-60370246  
E-mail: [info@datavideo.fr](mailto:info@datavideo.fr)

## Datavideo India

Datavideo Technologies India Pvt Ltd  
A-132, Sec-63, Noida-201307,  
Uttar Pradesh (UP), India.  
Tel: +91-0120-2427337  
Fax: +91-0120-2427338  
E-mail: [sales@datavideo.in](mailto:sales@datavideo.in)



Please refer to our website for update the latest version manual.  
[www.datavideo.com/Cables/CB-30](http://www.datavideo.com/Cables/CB-30)

**datavideo**  
www.datavideo.com