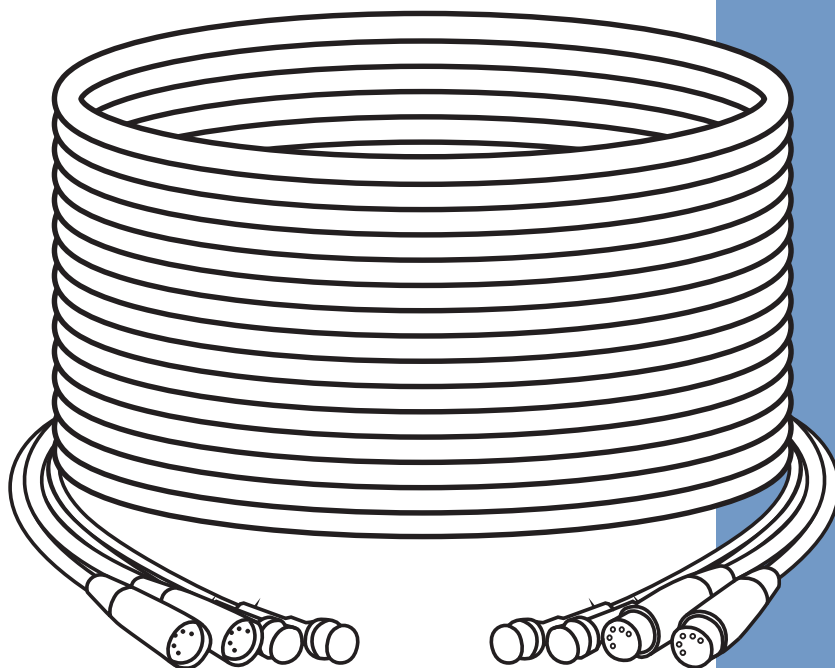


# datavideo



30M/ 50M/ 100M  
ALL IN ONE CABLE  
CB-22H/ CB-23H  
CB-24  
**Instruction manual**

[www.datavideo.com](http://www.datavideo.com)

# Table of Contents

|  |           |
|--|-----------|
| <b>FCC COMPLIANCE STATEMENT .....</b>    | <b>3</b>  |
| <b>WARNINGS AND PRECAUTIONS.....</b>     | <b>3</b>  |
| <b>WARRANTY.....</b>                     | <b>4</b>  |
| STANDARD WARRANTY .....                  | 4         |
| THREE YEAR WARRANTY.....                 | 4         |
| <b>DISPOSAL.....</b>                     | <b>5</b>  |
| <b>CB-22H/CB-23H SETUP DIAGRAM .....</b> | <b>6</b>  |
| <b>CB-24 SETUP DIAGRAM.....</b>          | <b>6</b>  |
| <b>SPECIFICATIONS.....</b>               | <b>8</b>  |
| <b>ELECTRICAL CHARACTERISTICS.....</b>   | <b>8</b>  |
| <b>NOTE .....</b>                        | <b>9</b>  |
| <b>SERVICE &amp; SUPPORT .....</b>       | <b>12</b> |

## **Disclaimer of Product & Services**

The information offered in this instruction manual is intended as a guide only. At all times, Datavideo Technologies will try to give correct, complete and suitable information. However, Datavideo Technologies cannot exclude that some information in this manual, from time to time, may not be correct or may be incomplete. This manual may contain typing errors, omissions or incorrect information. Datavideo Technologies always recommend that you double check the information in this document for accuracy before making any purchase decision or using the product. Datavideo Technologies is not responsible for any omissions or errors, or for any subsequent loss or damage caused by using the information contained within this manual. Further advice on the content of this manual or on the product can be obtained by contacting your local Datavideo Office or dealer.

## FCC Compliance Statement

This device complies with part 15 of the FCC rules. Operation is subject to the following two conditions:

- (1) This device may not cause harmful interference, and
- (2) This device must accept any interference received, including interference that may cause undesired operation.

## Warnings and Precautions



1. Read all of these warnings and save them for later reference.
2. Follow all warnings and instructions marked on this unit.
3. Unplug this unit from the wall outlet before cleaning. Do not use liquid or aerosol cleaners. Use a damp cloth for cleaning.
4. Do not use this unit in or near water.
5. Do not place this unit on an unstable cart, stand, or table. The unit may fall, causing serious damage.
6. Slots and openings on the cabinet top, back, and bottom are provided for ventilation. To ensure safe and reliable operation of this unit, and to protect it from overheating, do not block or cover these openings. Do not place this unit on a bed, sofa, rug, or similar surface, as the ventilation openings on the bottom of the cabinet will be blocked. This unit should never be placed near or over a heat register or radiator. This unit should not be placed in a built-in installation unless proper ventilation is provided.
7. This product should only be operated from the type of power source indicated on the marking label of the AC adapter. If you are not sure of the type of power available, consult your Datavideo dealer or your local power company.
8. Do not allow anything to rest on the power cord. Do not locate this unit where the power cord will be walked on, rolled over, or otherwise stressed.
9. If an extension cord must be used with this unit, make sure that the total of the ampere ratings on the products plugged into the extension cord do not exceed the extension cord rating.
10. Make sure that the total amperes of all the units that are plugged into a single wall outlet do not exceed 15 amperes.
11. Never push objects of any kind into this unit through the cabinet ventilation slots, as they may touch dangerous voltage points or short out parts that could result in risk of fire or electric shock. Never spill liquid of any kind onto or into this unit.
12. Except as specifically explained elsewhere in this manual, do not attempt to service this product yourself. Opening or removing covers that are marked "Do Not Remove" may expose you to dangerous voltage points or other risks, and will void your warranty. Refer all service issues to qualified service personnel.
13. Unplug this product from the wall outlet and refer to qualified service personnel under the following conditions:
  - a. When the power cord is damaged or frayed;
  - b. When liquid has spilled into the unit;

- c. When the product has been exposed to rain or water;
- d. When the product does not operate normally under normal operating conditions. Adjust only those controls that are covered by the operating instructions in this manual; improper adjustment of other controls may result in damage to the unit and may often require extensive work by a qualified technician to restore the unit to normal operation;
- e. When the product has been dropped or the cabinet has been damaged;
- f. When the product exhibits a distinct change in performance, indicating a need for service.

## **Warranty**

### **Standard Warranty**

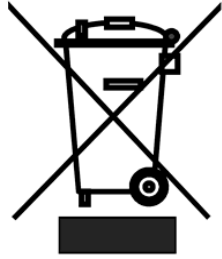
- Datavideo equipment are guaranteed against any manufacturing defects for one year from the date of purchase.
- The original purchase invoice or other documentary evidence should be supplied at the time of any request for repair under warranty.
- The product warranty period begins on the purchase date. If the purchase date is unknown, the product warranty period begins on the thirtieth day after shipment from a Datavideo office.
- All non-Datavideo manufactured products (product without Datavideo logo) have only one year warranty from the date of purchase.
- Damage caused by accident, misuse, unauthorized repairs, sand, grit or water is not covered under warranty.
- Viruses and malware infections on the computer systems are not covered under warranty.
- Any errors that are caused by unauthorized third-party software installations, which are not required by our computer systems, are not covered under warranty.
- All mail or transportation costs including insurance are at the expense of the owner.
- All other claims of any nature are not covered.
- All accessories including headphones, cables, and batteries are not covered under warranty.
- Warranty only valid in the country or region of purchase.
- Your statutory rights are not affected.

### **Three Year Warranty**

- All Datavideo products purchased after July 1st, 2017 are qualified for a free two years extension to the standard warranty, providing the product is registered with Datavideo within 30 days of purchase.
- Certain parts with limited lifetime expectancy such as LCD panels, DVD drives, Hard Drive, Solid State Drive, SD Card, USB Thumb Drive, Lighting, Camera module, PCIe Card are covered for 1 year.
- The three-year warranty must be registered on Datavideo's official website or with your local Datavideo office or one of its authorized distributors within 30 days of purchase.



## Disposal



### **For EU Customers only - WEEE Marking**

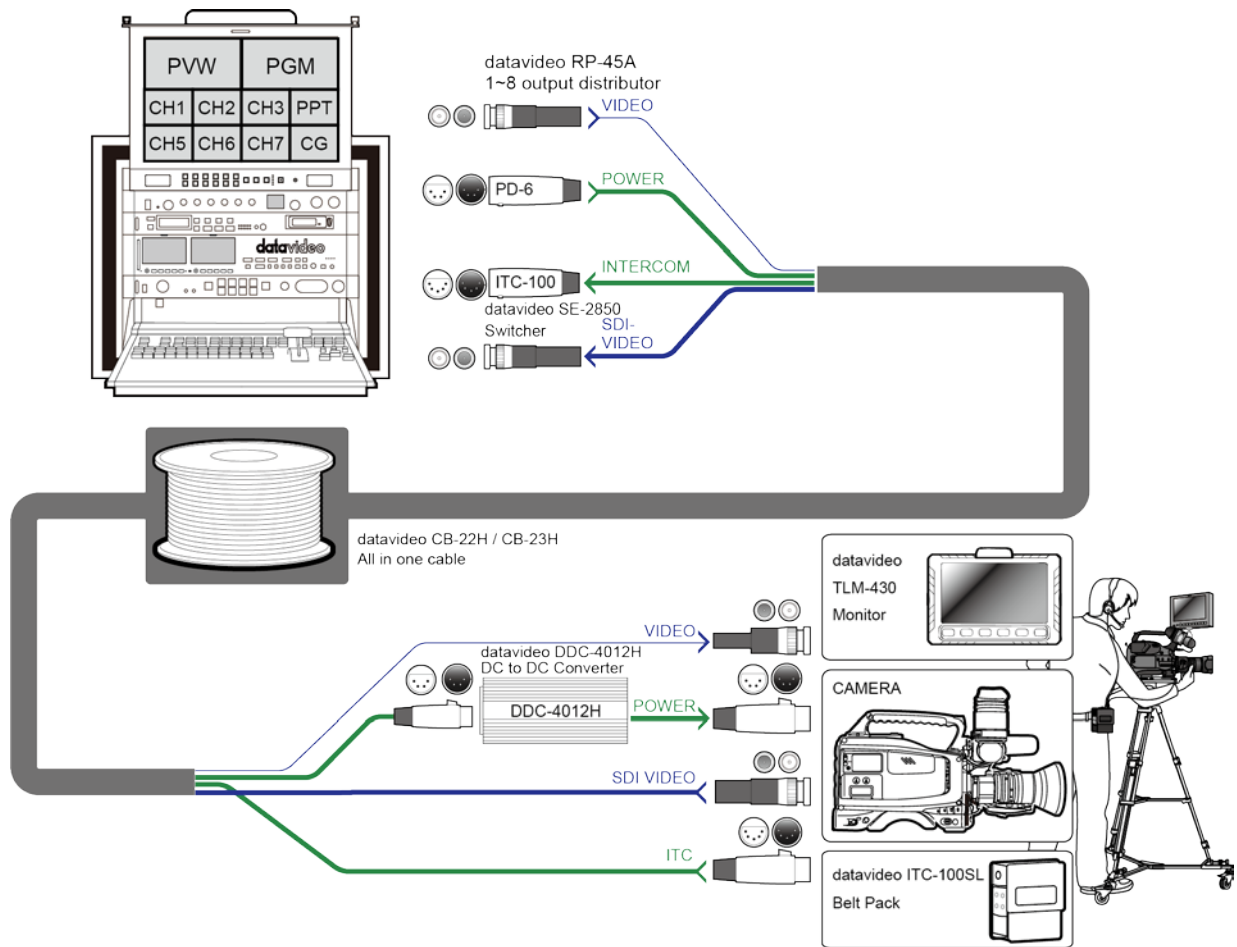
This symbol on the product or on its packaging indicates that this product must not be disposed of with your other household waste. Instead, it is your responsibility to dispose of your waste equipment by handing it over to a designated collection point for the recycling of waste electrical and electronic equipment. The separate collection and recycling of your waste equipment at the time of disposal will help to conserve natural resources and ensure that it is recycled in a manner that protects human health and the environment. For more information about where you can drop off your waste equipment for recycling, please contact your local city office, your household waste disposal service or the shop where you purchased the product.



**CE Marking** is the symbol as shown on the left of this page. The letters "CE" are the abbreviation of French phrase "Conformité Européene" which literally means "European Conformity". The term initially used was "EC Mark" and it was officially replaced by "CE Marking" in the Directive 93/68/EEC in 1993.

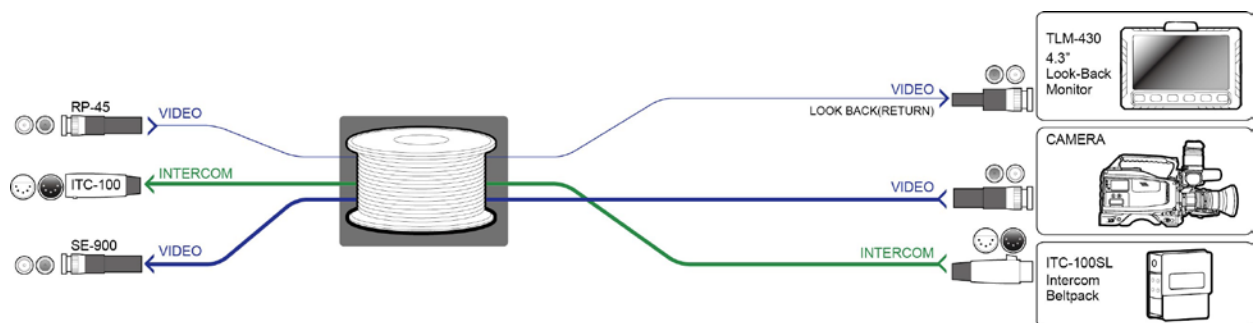
"CE Marking" is now used in all EU official documents.

# CB-22H/CB-23H Setup Diagram




**Note:** PIN definition of the CB-22H/CB-23H Power Cable should match that of the PD-6 Power Center. The purpose is to prevent the camera from being damaged by high voltage power. The CB-22H/23H must be used with the PD-6.

# CB-24 Setup Diagram



Velcro is provided in the box. The diagram below shows the user how Velcro can be used to fix the cable on the tripod stand.



## Specifications

|                                     |  |
|-------------------------------------|--|
| <b>HD/SD SDI Video Cable</b>        | BNC Male to another BNC Male Connector   |
|                                     | 3C-2V Coaxial Cable  |
| <b>Look Back Video Cable</b>        | BNC Male to another BNC Male Connector   |
|                                     | 1.5C-2V Coaxial Cable  |
| <b>Intercom Cable</b>               | 5 PIN XLR Female to another 5 PIN XLR Male Connector                                       |
|                                     | Connector ITC-100 to ITC-100SL (Belt Pack)   |
| <b>Power Cable (CB-22H, CB-23H)</b> | 4 PIN XLR Female to another 4 PIN XLR Male Connector<br>PIN 1: Negative<br>PIN 2: Positive |
| <b>Distance</b>                     | CB-22H: 30M<br>CB-23H: 50M<br>CB-24: 100M  |
| <b>Operating Temperature</b>        | -25°C to 55°C (-13°F to 131°F)   |
| <b>Humidity</b>                     | 10% to 90% (non-condensing)  |
| <b>Weight (Approximately)</b>       | CB-22H: 6kg/13.2lbs<br>CB-23H: 9.5kg/21lbs<br>CB-24: 17.3kg/38.2lbs                        |

## Electrical Characteristics

| Model                   | CB-22H (30M) |          |              | CB-23H (50M) |          |              | CB-24 (100M) |              |
|-------------------------|--------------|----------|--------------|--------------|----------|--------------|--------------|--------------|
|                         | 3C2V         |          | 1.5C2V       | 3C2V         |          | 1.5C2V       | 3C2V         | 1.5C2V       |
| <b>Test Pattern</b>     | HD-SDI       | SD-SDI   | SD/Composite | HD-SDI       | SD-SDI   | SD/Composite | SD-SDI       | SD/Composite |
| <b>Cable Loss</b>       | < 4.1dB      | < 3.8dB  | < 10%        | < 6.5dB      | < 6.1dB  | < 15%        | < 12dB       | < 20%        |
| <b>Timing Jitter</b>    | < 0.2 UI     | < 0.1 UI |              | < 0.2 UI     | < 0.1 UI |              | < 0.1 UI     |              |
| <b>Alignment Jitter</b> | < 0.2 UI     | < 0.1 UI |              | < 0.2 UI     | < 0.1 UI |              | < 0.1 UI     |              |



## NOTE

## NOTE

## NOTE

# Service & Support

It is our goal to make owning and using Datavideo products a satisfying experience. Our support staff is available to assist you to set up and operate your system. Contact your local office for specific support requests. Plus, please visit [www.datavideo.com](http://www.datavideo.com) to access our FAQ section.

**China Shanghai**  
Datavideo Technologies China Co  
601, Building 10, No. 1228,  
Rd. Jiangchang,  
Jingan District, Shanghai  
Tel: +86 21-5603 6599  
Fax: +86 21-5603 6770  
E-mail: [service@datavideo.cn](mailto:service@datavideo.cn)

**China Beijing**  
Datavideo Technologies China Co  
No. 812, Building B, Wankai Center,  
No. 316, Wan Feng Road, Fengtai District,  
Beijing, China  
Tel: +86 10-8586 9034  
Fax: +86 10-8586 9074  
E-mail: [service@datavideo.cn](mailto:service@datavideo.cn)

**China Chengdu**  
Datavideo Technologies China Co  
B-823, Meinian square, No. 1388,  
Middle of Tianfu Avenue, Gaoxin District,  
Chengdu, Sichuan  
Tel: +86 28-8613 7786  
Fax: +86 28-8513 6486  
E-mail: [service@datavideo.cn](mailto:service@datavideo.cn)

**China Fuzhou**  
Datavideo Technologies China Co  
A1-2318-19 Room, No. 8, Aojiang Road,  
Taijiang District, Fuzhou, Fujian, China  
Tel: 0591-83211756 · 0591-83210187  
Fax: 0591-83211262  
E-mail: [service@datavideo.cn](mailto:service@datavideo.cn)

**China Jinan**  
Datavideo Technologies China Co  
902, No. 1 business building,  
Xiangtai Square, No. 129,  
Yingxiongshan Road, Shizhong District,  
Jinan City, Shandong Province, China  
Tel: +86 531-8607 8813  
E-mail: [service@datavideo.cn](mailto:service@datavideo.cn)

**Hong Kong**  
Datavideo Hong Kong Ltd  
G/F., 26 Cross Lane  
Wanchai, Hong Kong  
Tel: +852-2833-1981  
Fax: +852-2833-9916  
E-mail: [info@datavideo.com.hk](mailto:info@datavideo.com.hk)

**India Noida**  
Datavideo India Noida  
A-132, Sec-63, Noida-201307,  
India  
Tel: +91-0120-2427337  
Fax: +91-0120-2427338  
E-mail: [sales@datavideo.in](mailto:sales@datavideo.in)

**India Kochi**  
Datavideo India Kochi  
2nd Floor- North Wing, Govardhan Building,  
Opp. NCC Group Headquarters, Chittoor Road,  
Cochin- 682035  
Tel: +91 4844-025336  
Fax: +91 4844-047696  
E-mail: [sales@datavideo.in](mailto:sales@datavideo.in)

**Netherlands**  
Datavideo Technologies Europe BV  
Floridadreef 106  
3565 AM Utrecht,  
The Netherlands  
Tel: +31-30-261-96-56  
Fax: +31-30-261-96-57  
E-mail: [info@datavideo.nl](mailto:info@datavideo.nl)

**Singapore**  
Datavideo Visual Technology(S) Pte Ltd  
No. 178 Paya Lebar Road #06-07  
Singapore 409030  
Tel: +65-6749 6866  
Fax: +65-6749 3266  
E-mail: [info@datavideovirtualset.com](mailto:info@datavideovirtualset.com)

**Singapore**  
Datavideo Technologies (S) PTE Ltd  
No. 178 Paya Lebar Road #06-03  
Singapore 409030  
Tel: +65-6749 6866  
Fax: +65-6749 3266  
E-mail: [sales@datavideo.sg](mailto:sales@datavideo.sg)

**Taiwan**  
Datavideo Technologies Co. Ltd  
10F. No. 176, Jian 1st Rd., Chung Ho  
District, New Taipei City 235, Taiwan  
Tel: +886-2-8227-2888  
Fax: +886-2-8227-2777  
E-mail: [service@datavideo.com.tw](mailto:service@datavideo.com.tw)

**United States**  
Datavideo Corporation  
7048 Elmer Avenue.  
Whittier, CA 90602,  
U.S.A.  
Tel: +1-562-696 2324  
Fax: +1-562-698 6930  
E-mail: [sales@datavideo.com](mailto:sales@datavideo.com)

**United Kingdom**  
Datavideo UK Limited  
Brookfield House, Brookfield Industrial  
Estate, Peakdale Road, Glossop,  
Derbyshire, SK13 6LQ  
Tel: +44-1457 851 000  
Fax: +44-1457 850 964  
E-mail: [sales@datavideo.co.uk](mailto:sales@datavideo.co.uk)

**France**  
Datavideo France s.a.r.l.  
Cit  Descartes 1, rue Albert Einstein  
Champs sur Marne 774477 –  
Marne la Vall e cedex 2  
Tel: +33-1-60370246  
Fax: +33-1-60376732  
E-mail: [info@datavideo.fr](mailto:info@datavideo.fr)



Please visit our website for latest manual update.

[www.datavideo.com/product/CB-22H](http://www.datavideo.com/product/CB-22H)

[www.datavideo.com/product/CB-23H](http://www.datavideo.com/product/CB-23H)

[www.datavideo.com/product/CB-24](http://www.datavideo.com/product/CB-24)

**datavideo**  
[www.datavideo.com](http://www.datavideo.com)